



LED DIGITAL DANCE FLOOR



General Description:

LED Digital Vision Dance Floor is a new high tech modular LED video and graphic based flooring tile solution. Using advanced Polycarbonate Injection Molding techniques each 20" x 20" contains 256 SMD RGB LED pixels under a two layer tempered and specially treated glass to produce amazing visual effects.

Controlled via a PC Windows XP based LED Vision Studio MX software and hardware system you can project graphics, animations, pictures, text, text messaging, video, TV, DVD, VCD, and more.

Create a stunning and dynamic floor easily with the quick connect module interconnection system, and easy to understand wiring connections. Water resistant design both on the underside (where the injection molded housing sits firmly on the ground or substructure of your installation) and between the glass and high strength housing.

Perfect for permanent installations or mobile production and rentals, the LED Vision Floor can be ordered with custom flight cases.

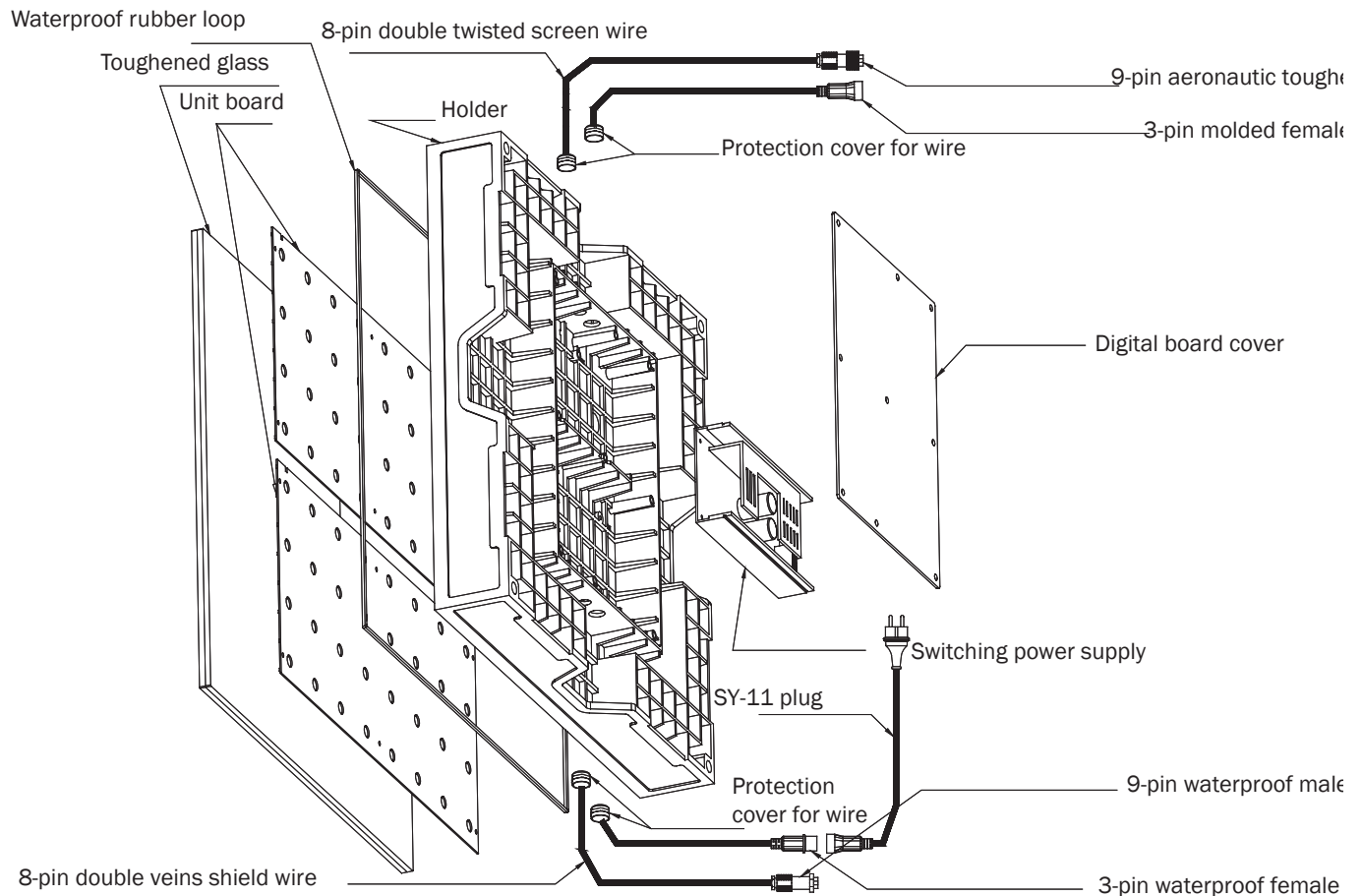
NEW LED Vision Floor – Change your perspective!

LED DIGITAL DANCE FLOOR

Installation Procedure

1. Install the Vision Studio PCI Display Card into your PC
 2. Install a qualified Video Graphics Card into your PC. (Recommend ATI or G-Force)
 3. Install the Vision Studio MX Software on your PC
 4. Configure the software to your Video Graphics Card and LED Vision Floor Configuration
 5. Connect the Video Graphics Card port with PC monitor port
 6. Connect the Vision Studio PCI Display Card with the DVI port of Video Graphics Card by DVI cable
 7. Connect the Vision Studio PCI Display Card to the Vision Scan Controller using SUPER CAT IBDN Cable
 8. Connect the LED Vision Floor Panel according to the example chart to the left of these instructions
- For the latest installation instructions refer to your products user manual

Structure Exploded Diagram



LED DIGITAL DANCE FLOOR

Wiring Diagram:

Control Components:



PC Computer
(not included)



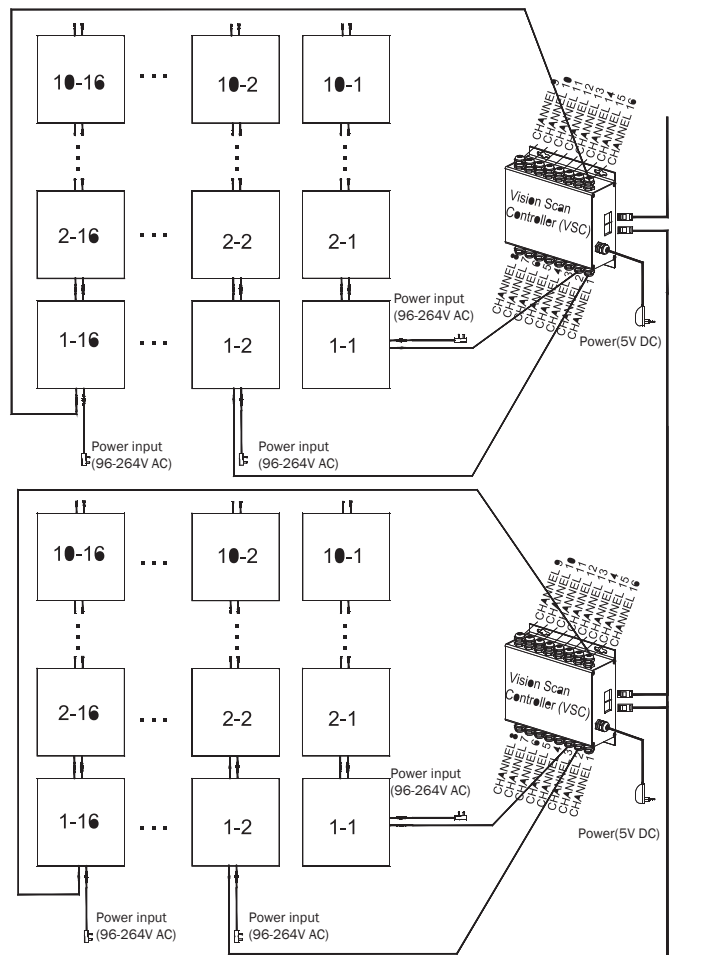
Vision Studio MX
PCI DVI Control Card



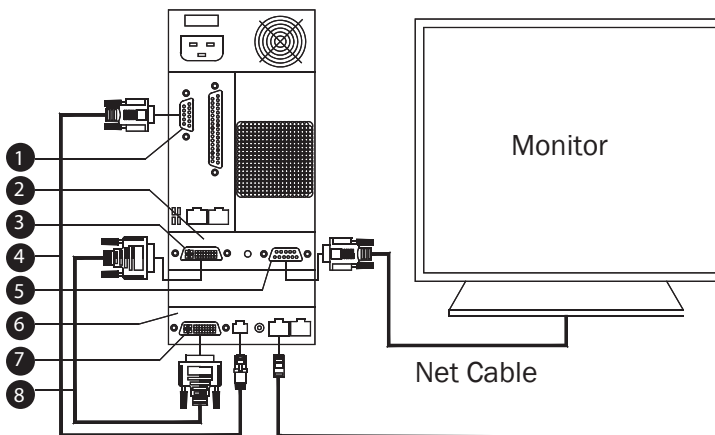
Vision Scan Module



Vision Studio MX
Software



Computer



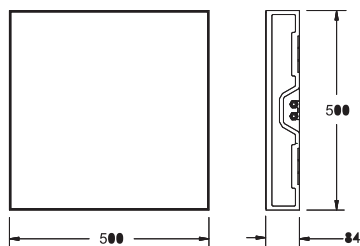
- 1 Com port
- 2 DVI graphic card
- 3 Graphic card DVI socket
- 4 Serial cable
- 5 Graphic card VGA socket
- 6 Screen control card
- 7 DVI socket of screen control card
- 8 DVI cable

LED DIGITAL DANCE FLOOR

Key Features:



Dimensional Diagram



Function Description

On-line display of video, text, motion picture signal

Specifications

LED Qty	256pcs full color SMD 3-in-1 LED
Luminous Flux	145lm(white)
Operating Temperature	0~40 °C
Operating Humidity	0~95%
IP Rating	IP44(for indoor use)

Control Mode

Control System	LED Vision Studio MX Hardware and software
Signal Connector	9-pin aeronautic connector

Electrical Specifications

Input Voltage	90~264V AC
Operating Current	5V DC
Max. Power Consumption	60Watts

Structural Specifications

Glass Surface	Tempered and optically treated multi-layer glass
Fixture Housing	Injection Molded ABS
Dimensions	L500xW500xH84mm or 19.5"x19.5"x3.30"
Net Weight(kg)	15 or 33 pounds

LED Specifications

LED Color	Light Source Voltage(V)	Wavelength (nm)	Beam angle (°)	Luminous intensity(mcd)
Red	2.2-2.0	625-630	100	218-427
Green	3.2-3.4	517-523	100	1171-1640
Blue	3.2-3.4	467-471	100	218-427

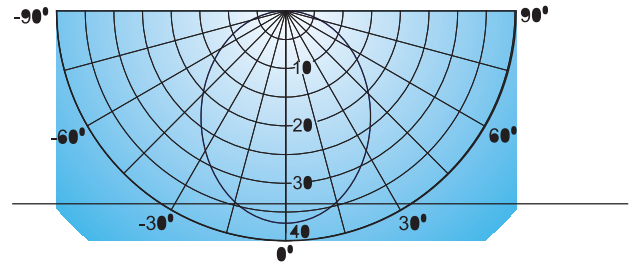
LED DIGITAL DANCE FLOOR

Flight Case

Neo-Truss and Case Flight Cases are specifically designed for the LED Vision Floor in 4, 8, or 12 module types. We recommend for all mobile applications the product is ordered to be delivered in Neo-Truss and Case Flight Cases.



Candle Power Specification



Light Output

Color	White	Red	Green	Blue
Total Output (lumens)	144.14	40.34	89.92	19.97
power (watts)	62.2	28.3	24.5	24.2
Efficacy (lm/w)	2.32	1.43	3.67	0.83

LED DIGITAL DANCE FLOOR

Controlling Software Information:



Vision Studio MX (Multi-Fixture) is the latest and most advanced software solution for the control of the Vision Series Products. Compatible with Windows XP, Vision Studio MX adds the power of video capture and integrates the video signal across the entire range of the Vision Series products. Vision Studio MX has a simple to use and navigate Graphical User Interface (GUI).

Import and Play the following file types:

.txt, .html, .htm, .mht, .rtf, .doc, .xls, .xla, .xlm, .xlt, .xll, .wks, .bmp, .jpg, .gif, .wmf, .ico, .pcx, .swf, .rm, .avi, .mpg, .mpeg, .asf, .wmv, .dat, .vob.

Hardware Configuration:

Pentium 300MHz or above

ROM: 64M

Graphics Card: Standard VGA 256 mode or above

Related Software:

Microsoft Media Player (compulsory)

Microsoft Office 2000

RealPlayer

Adobe Flash Player

Windows 2000, XP Compatible

